

Polyclonal Antibody to Mitofusin 1 (MFN1)

Catalog No B-IO-10212

Reactivity Human、Mouse、Rat、Pig

Storage Store at -20°C. Avoid freeze / thaw cycles.

Applications WB; IHC; ICC; IP.

Host Rabbit

Product alias: Hfzo1; Hfzo2; Transmembrane GTPase MFN1; Fzo homolog

Note: *Centrifuge before opening to ensure complete recovery of vial contents.*

Purification: Antigen-specific affinity chromatography followed by Protein A affinity chromatography

Traits: Liquid

Concentration: 0.23mg/ml

[IMMUNOGEN]

Immunogen: Recombinant MFN1 (Met1~Leu227) expressed in *E.coli*

[APPLICATIONS]

Western blotting: 0.5-2µg/mL;

Immunohistochemistry: 5-20µg/mL;

Immunocytochemistry: 5-20µg/mL;

[FORMULATION]

Form & Buffer: Supplied as solution form in 0.01M PBS, pH7.4, containing 0.05% Proclin-300, 50% glycerol.

[STORAGE AND STABILITY]

Stability Test: The thermal stability is described by the loss rate. The loss rate was determined by accelerated thermal degradation test, that is, incubate the protein at 37°C for 48h, and no obvious degradation and precipitation were observed. The loss rate is less than 5% within the expiration date under appropriate storage condition.

[IDENTIFICATION]


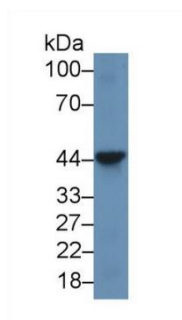
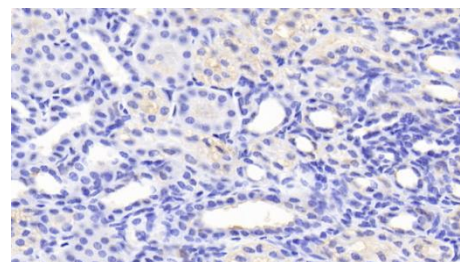


Figure. Western Blot; Sample: Recombinant MFN1, Human.



Western Blot; Sample: Lane1: Mouse Heart lysate
Primary Ab: 1µg/mL Rabbit Anti-Human MFN1 Antibody
Second Ab: 0.2µg/mL HRP-Linked Caprine Anti-Rabbit IgG Polyclonal Antibody



DAB staining on IHC-P; Samples: Human Kidney Tissue; Primary Ab: 20ug/ml Rabbit Anti-Human MFN1 Antibody Second Ab: 2µg/mL HRP-Linked Caprine Anti-Rabbit IgG Polyclonal Antibody

For Research Use Only